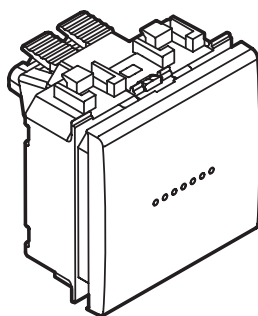
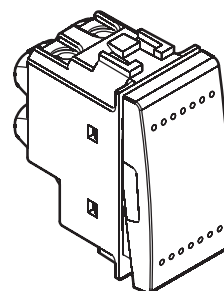


L4004N



N4004M2N



N4054

#### 1. USE

Rocker or axial control device for lighting and other control..

#### 2. RANGE

Designation	Ref. 1 module	Ref. 2 modules	Type of control	
			Bascule	Poussoir
4-way switch 1 P 16 AX 250 VAC	L4004N	L4004M2N N4004M2N NT4004M2N	x	
	N4004N		x	
	NT4004N		x	
	LN4004		x	
			x	
			x	
	L4054	L4054M2 N4054M2 NT4054M2		x
	N4054			x
	NT4054			x
				x

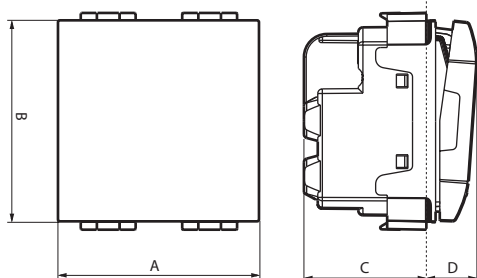
#### Index of colour:

L : Anthracite

N : White

NT : Tech

#### 3. OVERALL DIMENSIONS (mm)



Rocker	A	B	C	D
1 module	21.8	43.8	26.5	11
2 modules	43.8	43.8	26.5	11
Axial	A	B	C	D
1 module	21.8	43.8	33	11
2 modules	43.8	43.8	28	11

#### 4. CONNECTION

Screw clamps.  
Stripping length (rigid or flexible cables): 9 mm

#### 5. TECHNICAL CHARACTERISTICS

##### ■ 5.1 Protection index

Penetration by solid bodies/liquid: IP 21 D  
Impact test: IK 04

##### ■ 5.2 Material characteristics

Material: Polycarbonate for mechanism case  
ABS for key cover

Colour: Anthracite, White, Tech

Halogen free.

UV resistant.

Self-extinguishing:

- 850° C / 30 s for insulating parts holding live parts in place.
- 650° C / 30 s for other parts made of insulating materials.

##### ■ 5.3 Electrical characteristics

Voltage: 250 VAC

Current: 16 AX

##### ■ 5.4 Climatic characteristics

Storage and operating temperatures: - 5° C to + 35° C

#### 6. CLEANING

Surface cleaning with a cloth.  
Do not use: acetone, tar remover, trichloroethylene.

#### 7. STANDARDS AND APPROVALS

Compliance with standards of installation and manufacturing.  
Refer to e.catalogue